

PPTC RESETTALBE

FUSES


FSMD0603 Series

Features

- ◆ Surface Mount Devices
- ◆ Standard 0603mils footprint
- ◆ Surface mount packaging for automated assembly
- ◆ Compatible with Pb and Pb-free solder re flow profiles
- ◆ UL(Pending), C-UL(Pending), TUV(Pending)
- ◆ RoHS, Reach, HF compliance

Applications

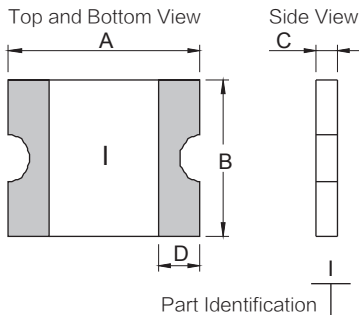
- ◆ Mobile phones
- ◆ PC motherboards
- ◆ P DA' s/Digital cameras
- ◆ USB port protection
- ◆ HDMI source protection



电气特性：

P/N	保持电流	跳脱电流	最大电压	最大电流	最大动作时间		消耗功率	电阻范围 (Ω)	
	I_H (A)	I_T (A)	V_{max} (V)	I_{max} (A)	(A)	(Sec.)	$P_{d\ typ}$ (W)	R_{min}	$R1_{max}$
TLC-FSMD010	0.10	0.30	15	40	0.50	1.00	0.50	0.90	6.00
TLC-FSMD020	0.20	0.50	9	40	1.00	0.60	0.50	0.55	3.50
TLC-FSMD035	0.35	0.75	6	40	8.00	0.10	0.50	0.20	1.40
TLC-FSMD050	0.50	1.00	6	40	8.00	0.10	0.50	0.10	0.80

产品尺寸 (Unit: mm)：



P/N	Marking (标识)	A		B		C		D
		Min.	Max.	Min.	Max.	Min.	Max.	Min.
TLC-FSMD010	I	1.45	1.85	0.65	1.05	0.35	0.85	0.20
TLC-FSMD020	-	1.45	1.85	0.65	1.05	0.30	0.75	0.20
TLC-FSMD035	II	1.45	1.85	0.65	1.05	0.30	0.75	0.20
TLC-FSMD050	●	1.45	1.85	0.65	1.05	0.60	1.00	0.20

环境温度与工作电流关系特性曲线：

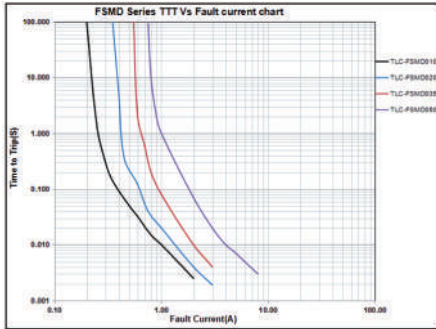
P/N	工作环境温度								
	-40℃	-20℃	0℃	25℃	40℃	50℃	60℃	70℃	85℃
TLC-FSMD010	0.13	0.12	0.11	0.10	0.08	0.07	0.06	0.05	0.03
TLC-FSMD020	0.27	0.25	0.23	0.20	0.17	0.14	0.12	0.10	0.07
TLC-FSMD035	0.47	0.41	0.38	0.35	0.29	0.26	0.24	0.20	0.14
TLC-FSMD050	0.67	0.59	0.54	0.50	0.41	0.37	0.34	0.29	0.20

PPTC RESETTALBE

FUSES

FSMD0603 Series

动作电流时间曲线表：



The Time to Trip curves represent typical performance of a device in a simulated application environment. Actual performance in specific customer applications may differ from these values due to the influence of other variables.

标准包装数量：

Model	Qty/Reel
TLC-FSMD010~TLC-FSMD035	5000pcs
TLC-FSMD050	4000pcs

Note: Reel packaging per EIA-481-1 standard

6、Agency Recognition:



Caution: Operation beyond the rated voltage or current may result in rupture electrical arcing or flame. Specifications are subject to change without notice.